

**SECTION 5
PERFORMANCE
CONTENTS**

	Page
General	5-1
Demonstrated Operating Temperature	5-1
Airspeed Calibration Curve	5-2
Density Altitude Chart	5-3
IGE Hover Ceiling Vs. Gross Weight	5-4
OGE Hover Ceiling Vs. Gross Weight	5-5
Height-Velocity Diagram.	5-6
Noise Characteristics	5-7

INTENTIONALLY BLANK

**SECTION 5
PERFORMANCE**

GENERAL

IGE hover controllability has been substantiated in 17 knot wind from any direction up to 9800 feet (2990 meters) density altitude. Refer to hover performance charts for allowable gross weight.

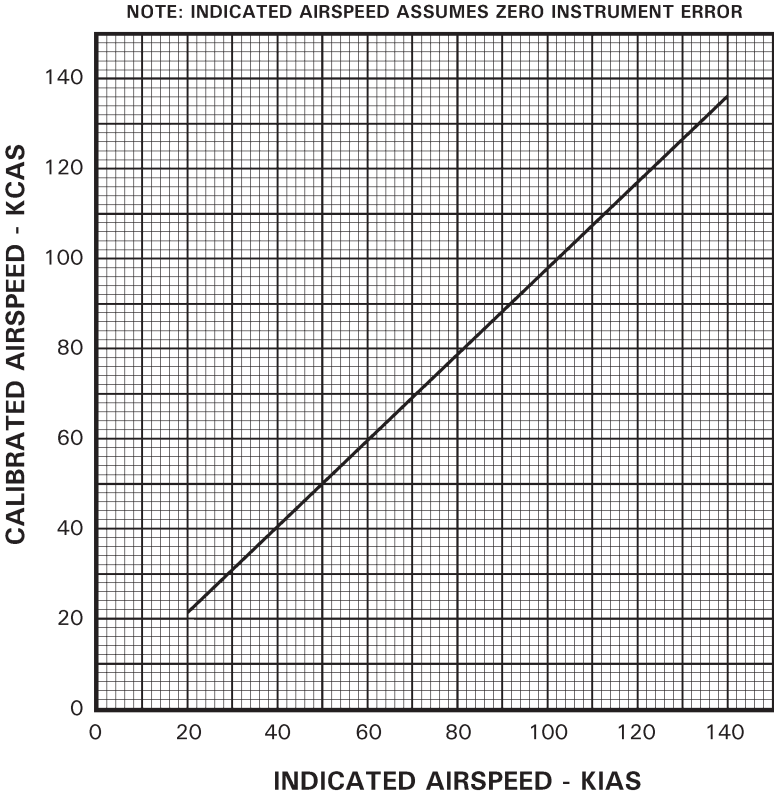
CAUTION

Performance data presented in this section was obtained under ideal conditions. Performance under other conditions may be substantially less.

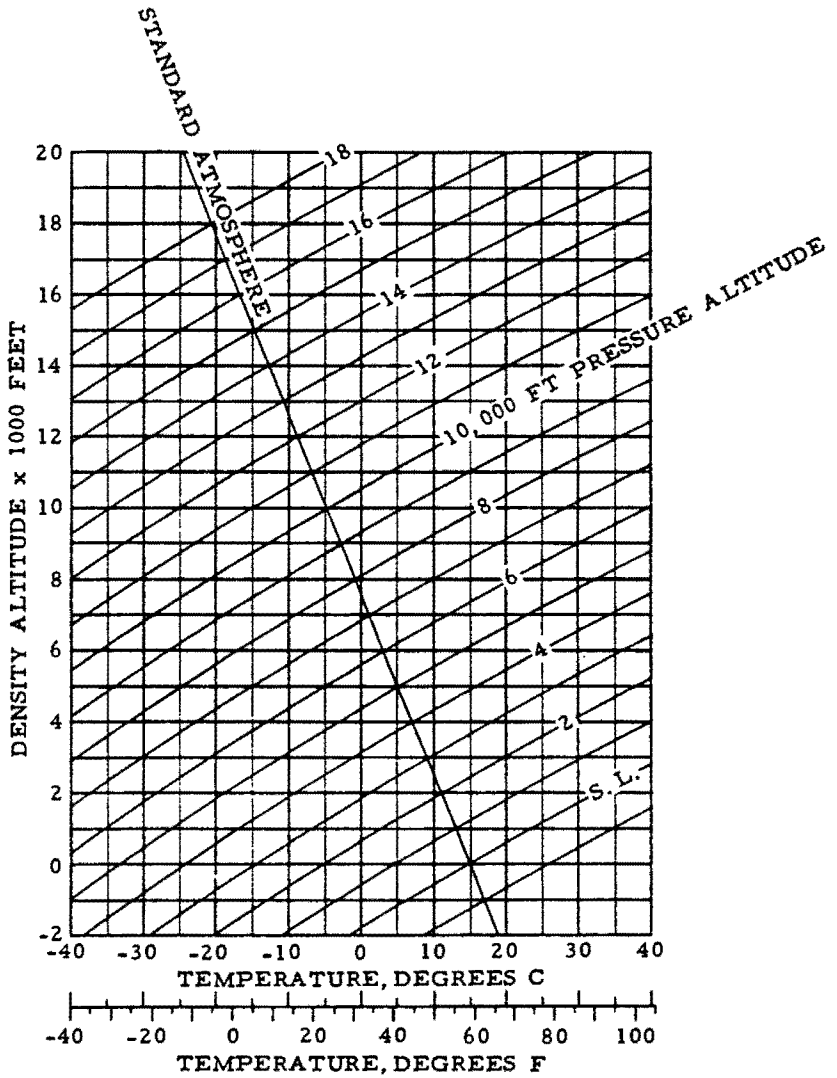
Indicated airspeed (KIAS) shown on charts assumes zero instrument error.

DEMONSTRATED OPERATING TEMPERATURE

Satisfactory engine cooling has been demonstrated to an outside air temperature of 38°C (100°F) at sea level or 23°C (41°F) above ISA at altitude.

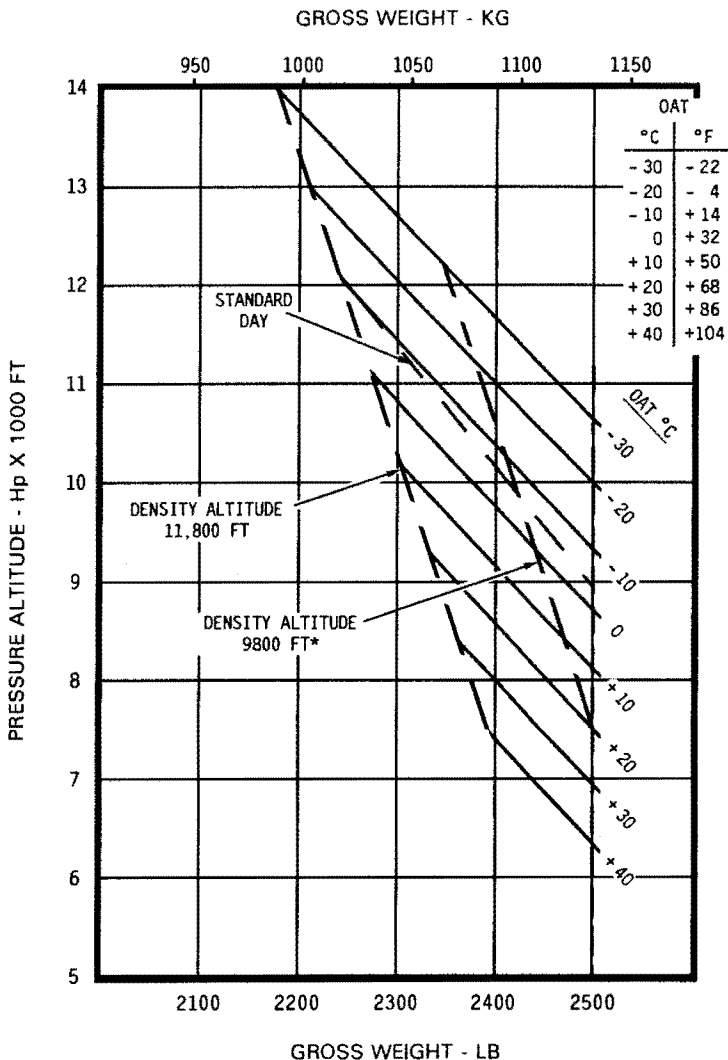


AIRSPEED CALIBRATION CURVE



DENSITY ALTITUDE CHART

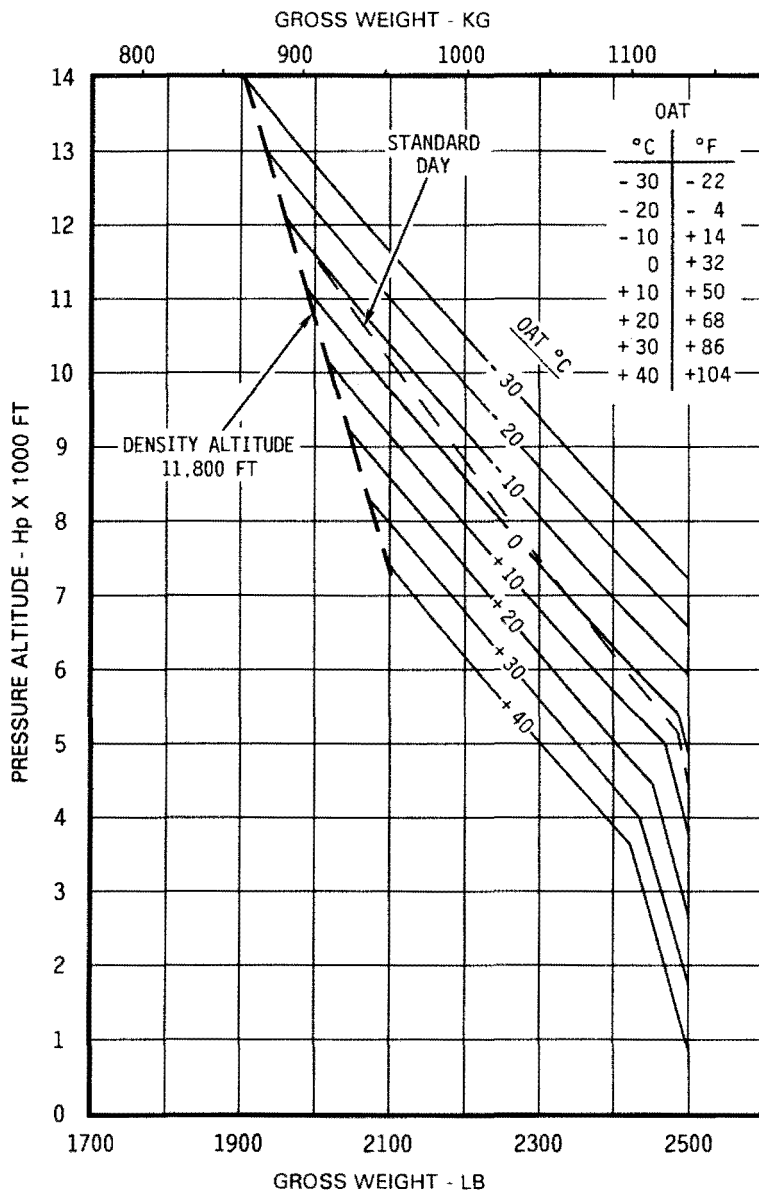
IN GROUND EFFECT AT 2 FOOT SKID HEIGHT
FULL THROTTLE
ZERO WIND



IGE HOVER CEILING VS. GROSS WEIGHT

*Hover controllability with 17 knot wind substantiated up to 9800 feet density altitude.

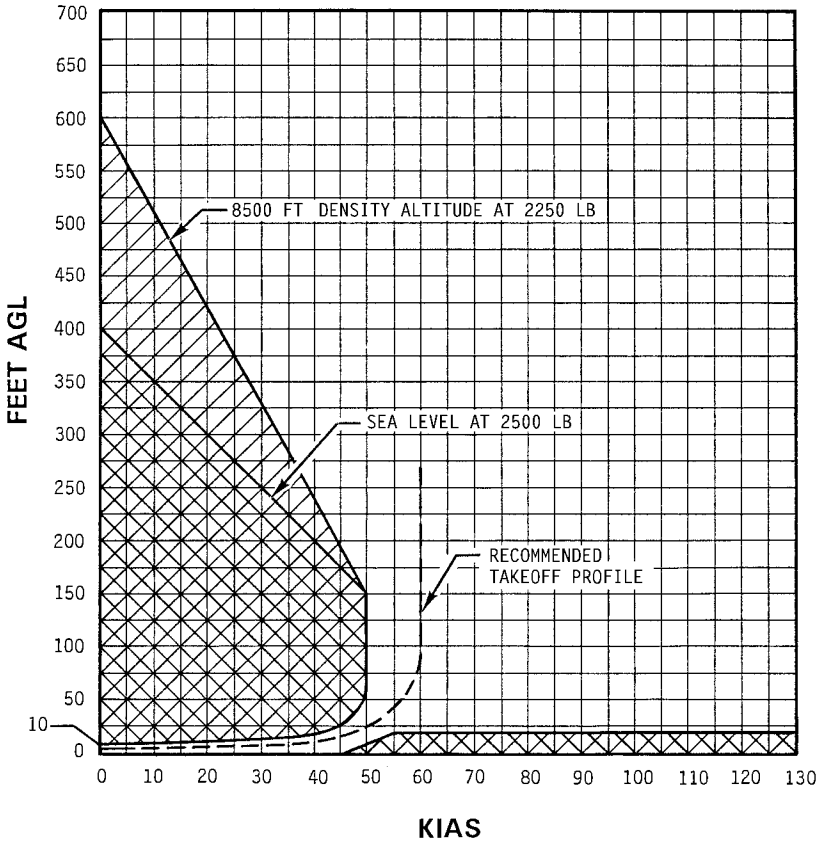
OUT OF GROUND EFFECT
TAKEOFF POWER OR FULL THROTTLE
ZERO WIND



OGE HOVER CEILING VS. GROSS WEIGHT

DEMONSTRATED CONDITIONS:
SMOOTH HARD SURFACE
WIND CALM

AVOID OPERATION IN SHADED AREAS



HEIGHT - VELOCITY DIAGRAM

NOISE CHARACTERISTICS

The following noise levels comply with 14 CFR Part 36, Appendix J noise requirements and were obtained from FAA-approved data from actual noise tests.

Model: R44 II
Engine: Lycoming IO-540-AE1A5
Gross Weight: 2500 lb (1134 Kg)

Configuration	V _H KTAS	Flyover Sound Exposure Level dB(A)
Earlier Version	109	80.9
Later Version	108	79.3

Notes:

- Earlier version — Horizontal Stabilizer is mounted adjacent to tail gearbox.
- Later version — Horizontal Stabilizer is mounted under tailcone forward of tail rotor.

These noise levels meet the requirements for a Stage 3 helicopter as defined in 14 CFR Part 36.

NOTE

No determination has been made by the Federal Aviation Administration that the noise levels of this aircraft are or should be acceptable or unacceptable for operation at, into, or out of any airport.

THIS PAGE INTENTIONALLY LEFT BLANK.