

CHAPTER 52

DOORS AND WINDOWS

<i>Figure</i>	<i>Title</i>	<i>Page</i>
52-1	Door Assembly	52.0
52-5	Windshield Assembly	52.4
52-7	Door and Windshield Support	52.6

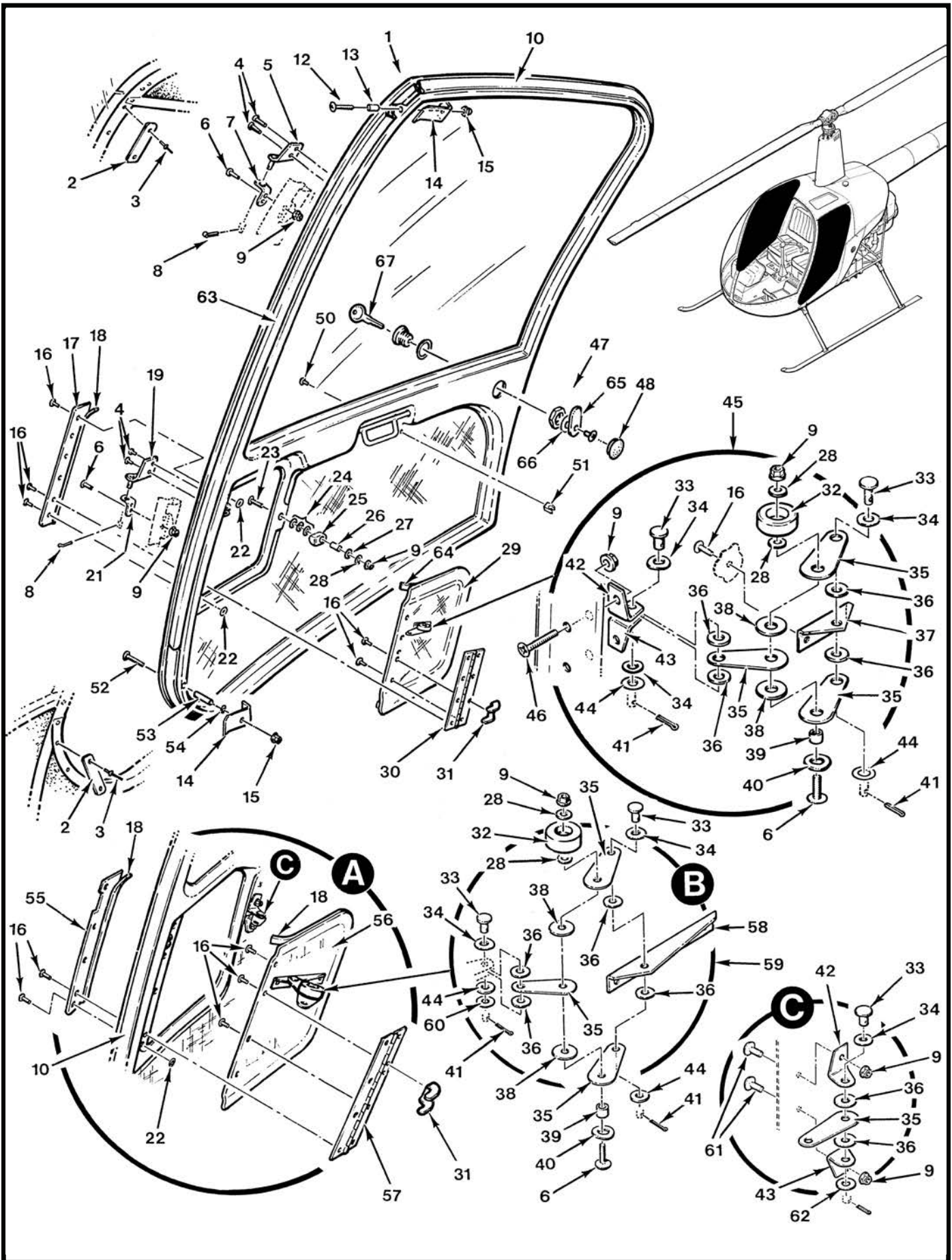


FIGURE AND INDEX NUMBER	PART NUMBER	DESCRIPTION	PARTS AVAIL	QTY PER ASSY
		DOOR ASSEMBLY*		
52-1-1	A026-1	Door Assembly (LH; includes items 9 thru 18, 20, 22 thru 24, 26 thru 28, 29 [C425-7], 30 thru 32, 45 thru 49, 52, 53, 63, and 64)	X	1
	A026-11	Door Assembly (LH, tinted; includes items 9 thru 18, 20, 22 thru 24, 26 thru 28, 29 [C425-7], 30 thru 32, 45 thru 49, 52, 53, 63, and 64)	X	1
	A026-2	Door Assembly (RH; includes items 9 thru 18, 20, 22 thru 24, 26 thru 28, 29 [C425-8], 30 thru 32, 45 thru 49, 52, 53, 63, and 64)	X	1
	A026-12	Door Assembly (RH, tinted; includes items 9 thru 18, 20, 22 thru 24, 26 thru 28, 29 [C425-8], 30 thru 32, 45 thru 49, 52, 53, 63, and 64)	X	1
2	A767-1	Rub Strip	X	4
3	B204-1	Rivet (blind)	X	8
4	MS51861-37C	Screw	X	4
5	A227-1	Hinge Assembly (LH, upper; not shown)	X	1
	A227-2	Hinge Assembly (RH, upper)	X	1
6	MS27039C0808	Screw	X	5
7	A228-1	Hinge Assembly (upper)	X	1
8	MS24665-151	Cotter Pin	X	2
9	MS21042L08	Nut	X	8
10	A226-2	Seal (neoprene; install using item 11)	X	A/R
11	B270-8qt	Adhesive	X	A/R
12	AN525-832R12	Screw	X	1
13	A130-34	Spacer	X	1
14	A768-1	Clip (LH, upper [if installed] and lower; not shown)	X	1
	A768-2	Clip (RH, upper and lower)	X	1
15	B340-4	Nut	X	2
16	MS20470AD3	Rivet	X	11
17	C682-2	Barrier	X	1
18	A226-3	Seal (silicon; install using item 20)	X	A/R
19	A227-3	Hinge Assembly (LH, lower; not shown)	X	1
	A227-4	Hinge Assembly (RH, lower)	X	1
20	B270-4	Sealant (silicone, 10-oz tube)	X	A/R
21	A228-2	Hinge Assembly (lower)	X	1
22	NAS1149FN232P	Washer	X	2
23	AN525-832R10	Screw	X	1

NOTES * Ship S/N 2790 and subsequent. For ship S/N 0002 thru 2789, see detail views A, B, and C in Figure 52-1. Doors painted white.

Continues

FIGURE AND INDEX NUMBER	PART NUMBER	DESCRIPTION	PARTS AVAIL	QTY PER ASSY
DOOR ASSEMBLY (Cont'd)				
52-1-24	NAS1149FN816P	Washer (or NAS1149FN832P as required to obtain proper seal compression)	X	A/R
25	C285-1	Knob	X	1
26	C130-5	Spacer	X	1
27	U216-0100-S	Spring Washer	X	1
28	NAS1149FN816P	Washer	X	3
29	C425-7*	Vent Door (LH; door only, not shown)	X	1
	C425-8*	Vent Door (RH; door only)	X	1
30	C425-5	Hinge	X	1
31	B242-2	Stop	X	1
32	A431-1	Knob	X	1
33	MS20392-2C7	Pin ([3] required with item 56)	X	2
34	U190-0090S	Spring Washer ([4] required with item 56)	X	3
35	A425-7	Arm ([4] required with item 56)	X	3
36	A141-8	Washer ([6] required with item 56)	X	4
37	A425-13	Angle	X	1
38	A141-7	Washer	X	2
39	A105-7	Journal	X	1
40	U250-0185	Spring Washer	X	1
41	MS24665-132	Cotter Pin	X	2
42	A425-10	Clip ([2] required with item 56)	X	1
43	A425-9	Clip ([2] required with item 56)	X	1
44	NAS1149F0332P	Washer	X	2
45	A425-20**	Arm Assembly (LH, includes items 6, 9, 28, and 32 thru 44.) . .	X	1
	A425-21**	Arm Assembly (RH, includes items 6, 9, 28, and 32 thru 44.) . .	X	1
46	MS24694-S9	Screw	X	2
47	A556-1***	Lockset ([1] lock and [2] keys)	X	1
	R7774	Lockset ([2] locks and [4] keys)	X	1
48	B278-1	Hole Plug (install using item 49)	X	1
49	B270-9	Adhesive (2-oz kit)	X	A/R
50	MS35206-213	Screw	X	1
51	A552-1	Catch (ship S/N 0002 thru 0299; install using item 49 on mating surface)	X	1
52	AN525-832R18	Screw	X	1
53	A130-21	Spacer	X	1

NOTES * Painted white.
 ** Use only with item 29.
 *** To match an existing lockset, PK number is required.

Continues

FIGURE AND INDEX NUMBER	PART NUMBER	DESCRIPTION	PARTS AVAIL	QTY PER ASSY
DOOR ASSEMBLY (Cont'd)				
52-1-54	NAS1149FN816P	Washer (or NAS1149FN832P as required for shimming at this location)	X	A/R
55	A682-1 *	Barrier	X	1
56	A425-3 *	Vent Door** (LH; door only, not shown)	X	1
	A425-4 *	Vent Door** (RH; door only)	X	1
57	A425-8 *	Hinge	X	1
58	A425-5 *	Angle (LH, not shown)	X	1
	A425-6 *	Angle (RH)	X	1
59	A425-15	Arm Assembly (LH, no longer available. To replace, order item 45 [A425-20] and item 58 [A425-5].)		
	A425-16	Arm Assembly (RH, no longer available. To replace, order item 45[A425-21] and item 58 [A425-6].)		
60	NAS1149D0316J*	Washer	X	1
61	AN525-832R6*	Screw	X	2
62	NAS1149F0363P*	Washer	X	1
63	A226-6	Seal (self-adhering, front edge of door only)	X	A/R
64	A226-7	Seal (self-adhering, 3 sides of vent door)	X	A/R
65	B393-1	Cam	X	1
66	NAS1149F0763P	Washer	X	1
67	R8096	Key – Duplicate (specify ship S/N and “PK” numbers when ordering)	X	1

NOTES * Available as spare parts item for ship S/N 0002 thru 2789 with A425-3 or -4 vent doors.
 ** Painted white.

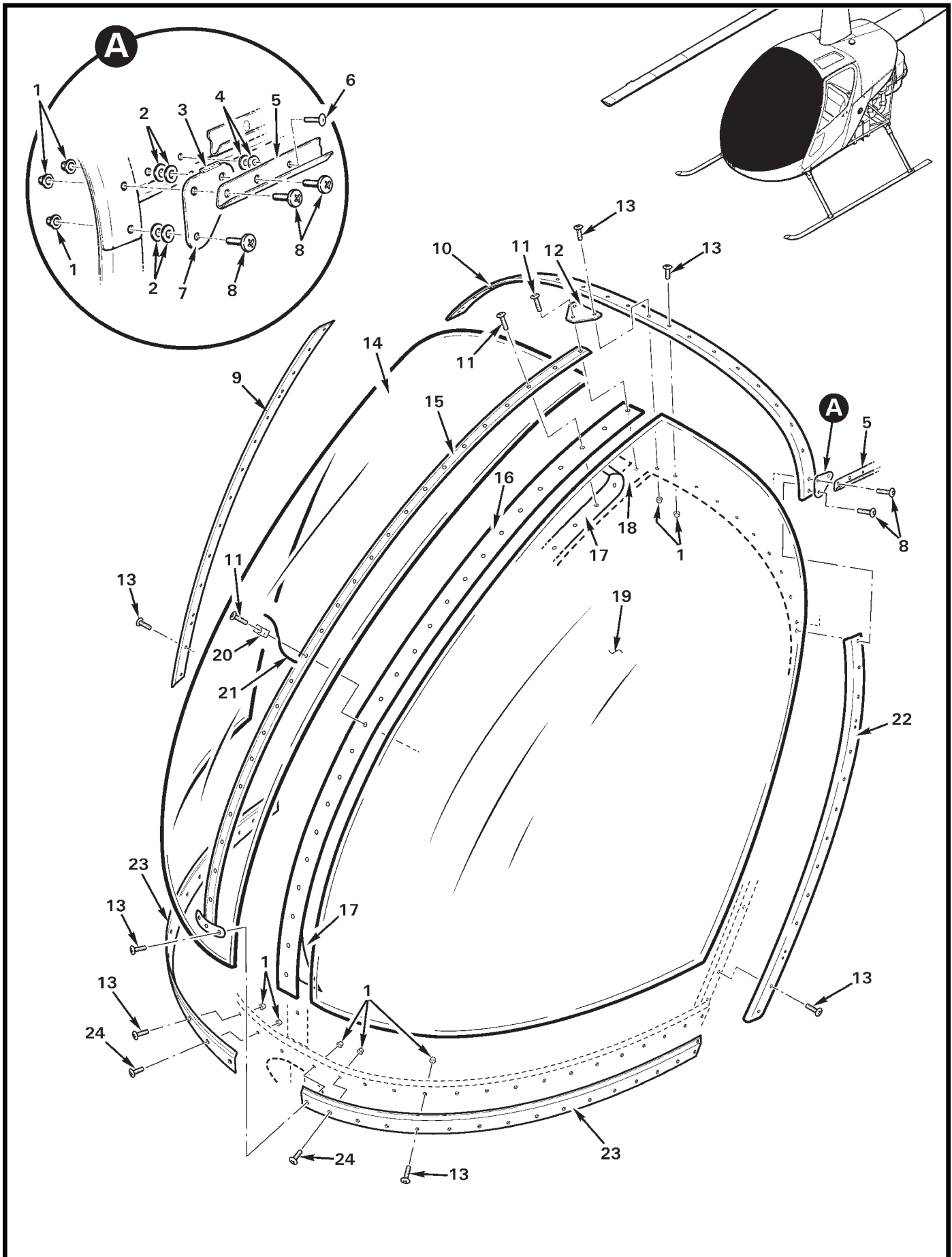


FIGURE AND INDEX NUMBER	PART NUMBER	DESCRIPTION	PARTS AVAIL	QTY PER ASSY
WINDSHIELD ASSEMBLY				
52-5-1	MS21042L08	Nut	X	76
2	NAS1149FN832P	Washer (as required to create 0.01 to 0.05-inch gap between restraint and door)	X	A/R
3	B270-1	Sealant	X	A/R
4	NAS620-5	Washer	X	A/R
5	B356	Gutter (Ref, see Figure 52-7)		
6	MS20470AD4	Rivet (Ref)		
7	D805-3*	Restraint (install using item 3)	X	2
8	AN526C832R9	Screw	X	6
9	A238-18**	Retainer – Outside (RH)	X	1
10	A238-16**	Retainer – Upper Outside	X	1
11	AN526C832R12	Screw	X	24
12	B409-5	Gusset	X	1
13	AN526C832R8	Screw	X	74
14	A274-2**	Windshield (RH)	X	1
	A274-4**	Windshield (RH, tinted)	X	1
15	B410-3***	Stiffener	X	1
16	B410-1**	Retainer – Center Outside	X	1
17	B409-8***	Tape (neoprene)	X	A/R
18	B410-2	Retainer (center, inside, Ref)		
19	A274-1**	Windshield (LH)	X	1
	A274-3**	Windshield (LH, tinted)	X	1
20	B295-1	Clip	X	1
21	—	Yaw/Trim String (Ref; yarn, white acrylic, 0.10-inch dia, 3-inch length each side of clip. Source locally.)		
22	A238-17**	Retainer – Outside (LH)	X	1
23	B409-7**	Retainer – Lower Outside (RH and LH)	X	2
24	AN526C832R7	Screw	X	2

NOTES * Ship S/N 4089 and subsequent.
 ** Apply B270-26 sealant under retainers and on windshield edges to ensure water-tight seal.
 *** Ship S/N 0593 and subsequent.

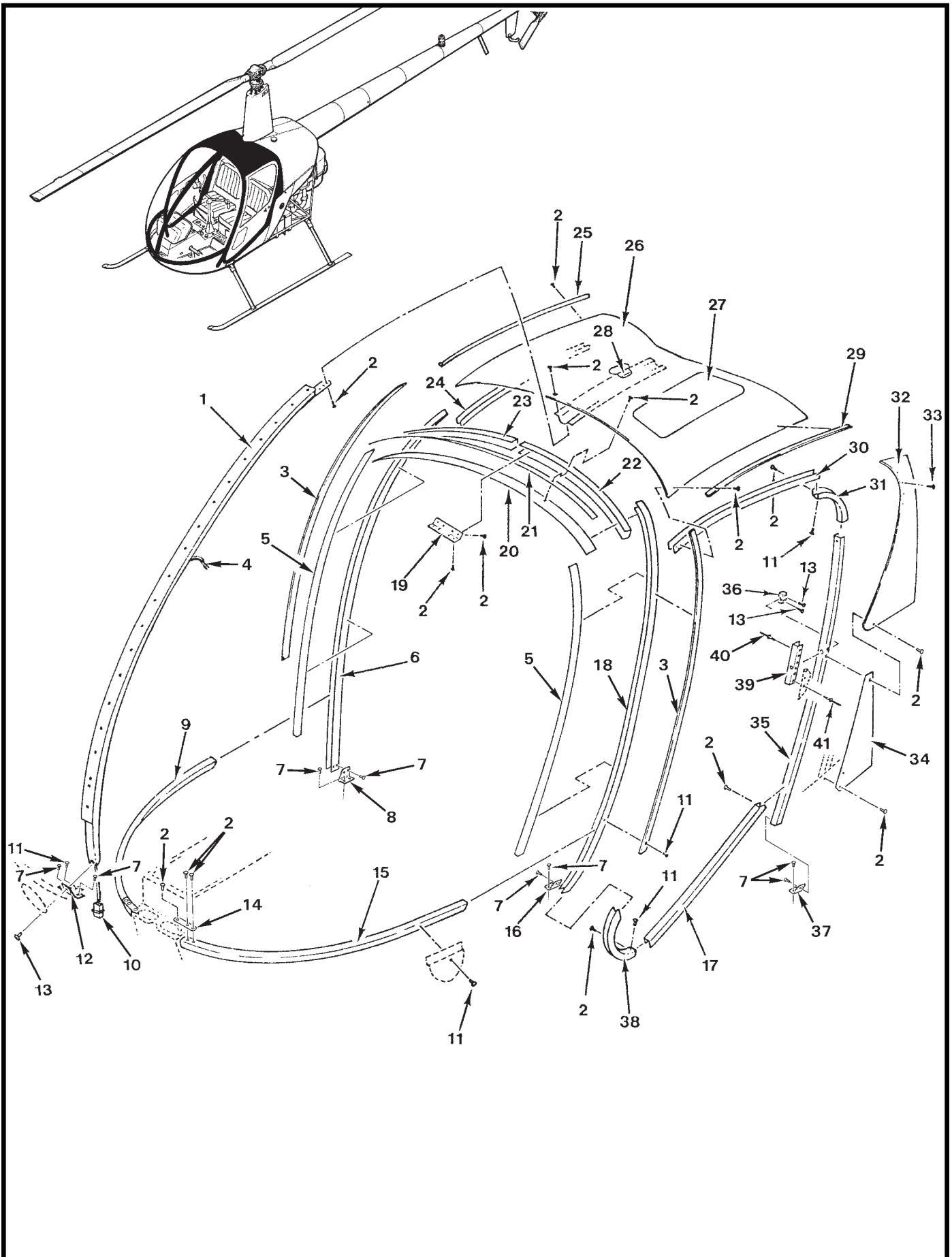


FIGURE AND INDEX NUMBER	PART NUMBER	DESCRIPTION	PARTS AVAIL	QTY PER ASSY
DOOR AND WINDSHIELD SUPPORT				
52-7-1	A238-2	Brace Assembly (includes brace, center inside retainer, gang channel, and item 4)	X	1
2	MS20470AD4	Rivet	X	A/R
3	B410-6	Spacer (LH and RH, outside door jamb)	X	2
4	B274-422	Wire (2-conductor, jacketed; wire -125 and -126)	X	A/R
5	A238-23	Retainer – Windshield (LH and RH, inside)	X	1
6	A238-4	Jamb – Door (RH)	X	2
7	MS20470AD3	Rivet	X	A/R
8	A414-2	Angle (RH)	X	1
9	A238-12	Frame (RH)	X	1
10	B263-12	Housing	X	1
	B263-1	Pin	X	2
11	MS20426AD3	Rivet	X	A/R
12	A415-1	Doubler	X	1
13	MS27039C0807	Screw	X	5
14	B409-6	Tab	X	2
15	A238-11	Frame (LH)	X	1
16	A414-1	Angle (LH)	X	1
17	A238-9	Sill (LH)	X	1
	A238-10	Sill (RH, not shown)	X	1
18	A238-3	Jamb – Door (LH)	X	1
19	B409-2	Splice	X	1
20	A238-22	Retainer	X	1
21	A238-34	Spacer	X	1
22	A238-13	Frame (LH)	X	1
23	A238-14	Frame (RH)	X	1
24	A238-6	Jamb – Door (RH, upper)	X	1
25	B356-4	Gutter (RH)	X	1
26	A273-1	Roof (Incl item 27)	X	1
27	A273-3	Window – Roof	X	1
28	A238-15	Support	X	1
29	B356-3	Gutter (LH)	X	1
30	A238-5	Jamb – Door (LH, upper)	X	1
31	A355-3	Fillet (LH and RH, upper)	X	2

NOTES

Continues

FIGURE AND INDEX NUMBER	PART NUMBER	DESCRIPTION	PARTS AVAIL	QTY PER ASSY
DOOR AND WINDSHIELD SUPPORT (Cont'd)				
52-7-32	A015-9	Skin (LH)	X	1
	A015-10	Skin (RH, not shown)	X	1
33	NAS1919B04S	Blind Rivet (or MS20600AD4; [4] each side on upper portion of A015-9 and A015-10)	X	8
34	B356-1	Skin (LH and RH)	X	2
35	A238-7	Jamb – Door (LH, rear)	X	1
	A238-8	Jamb – Door (RH, rear; not shown)	X	1
36	A537-5	Block – Door Latch (LH)	X	1
	A537-6	Block – Door Latch (RH, not shown)	X	1
37	A414-3	Angle (LH and RH)	X	2
38	A355-1	Fillet (LH and RH, lower)	X	2
39	B800-1	Door Jamb Doubler Installation (if installed; includes B800-2 doubler, and items 40 and 41)	X	1
	B800-2	Doubler	O	1
40	NAS1919B04S01	Rivet (inboard)	X	2
41	NAS1919B04S02	Rivet (outboard)	X	4

NOTES